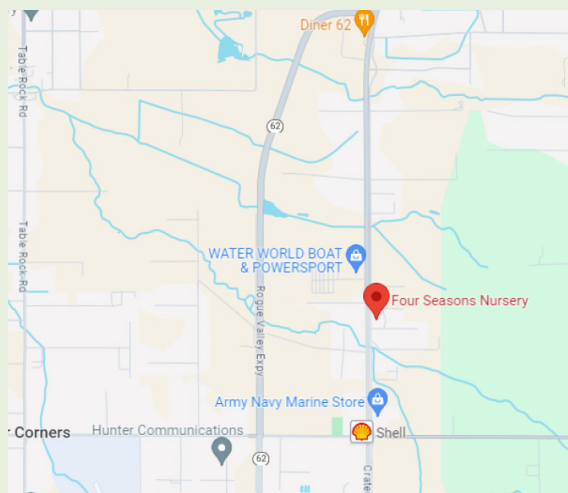


Our lawns accent our homes and landscapes, adding depth and interest to our living spaces, and creating comfortable places to enjoy our outdoor activities. Keeping your lawns beautiful doesn't have to be expensive or difficult. Follow these easy steps for a beautiful, healthy lawn.

*Sign up for our "Lawn Care E-Newsletter" and get timely reminders via email*  
[www.fourseasonsnurseriesonline.com](http://www.fourseasonsnurseriesonline.com)

Please read all product labels and apply per instructions on the labels.

Find this and other great gardening guides at [www.fourseasonsnurseriesonline.com](http://www.fourseasonsnurseriesonline.com)



5736 Crater Lake Ave.  
Central Point, OR 97502  
541-779-5603

[www.fourseasonsnurseriesonline.com](http://www.fourseasonsnurseriesonline.com)

This pamphlet is provided by Four Seasons Nursery Inc. as a guideline only. Four Seasons Nursery Inc. does not guarantee the results of these products and your results may vary. Four Seasons Nursery Inc. does not in any way suggest the use of products outside their labeled instructions. Please read all labels before using any products and follow the labels exactly.  
LCG2023

Proper feeding and care  
for your lawns  
from month to month

**Lawn Care for  
the Rogue Valley**



## Caring for Your Lawn Month by Month

Caring for your lawn cannot be easier with these month-to-month guidelines. Check out our time tested suggestions below and follow along for beautiful, healthy lawns all year! Always water in your products after applying them, except for the Weed Out plus Lawn Food.

### January and February:

**Mowing height:** 2-3 in. If needed

**Water requirements:** None

**Comments:** January is usually cold and wet and no lawn care is usually necessary.

February usually brings a week or two of nice weather. Take advantage of these days to mow your lawn to an even height if it needs it. Be sure to do this only if the temperatures are above freezing, and only water if the weather is warm and dry for an extended period of Time.

### March

**Mowing height:** 2-3 in.

**Water requirements:** Low (1-2 times per week)

**Comments:** With the warmer weather comes faster growth and the germination of weed seeds. Fertilome's 'For All Seasons' should be applied early enough to become active before the weed seeds germinate. The combination of fertilizer and pre-emergent weed control will continue to keep weeds from germinating in your lawn for up to 3 months. It will not, however, control existing weeds.

Apply Natural Guard Soil Activator to reduce thatch and dead grass blades that have accumulated over the winter.

### April and May

**Mowing height:** 2-3 in.

**Water Req.:** Low to Med (1-3 times per week)

**Comments:** Spring thatching, aerating and re-seeding can be done at this time. The warmer days are great for seed germination and the cool nights help a lawn recover. Watch for insect and fungal problems at this time. Most lawn diseases can be controlled with Fertilome f-stop, a granular fungicide that is easy to apply. Insects can be controlled with Hi-Yield Grub Free Zone III granules. If you are unsure of what is causing the damage (insect or disease) dig a sample out (approx. 6-12 in. square) and bring it in for us to inspect—we will give it back to you after we inspect it so you can replace it. Pictures are also helpful. Bring them in or email them to us.

Feeding your lawn brings two choices this month. If you have weeds, apply the Fertilome Weed Out Plus Lawn Food. Be sure to apply it to a wet lawn and give it 24 hours of dry time before watering it again. If you don't have a weed problem, apply Fertilome Classic.

### June and July

**Mowing height:** 3-4 in.

**Water req:** Med to High (3-4 times per week)

**Comments:** Hotter weather can stress a lawn. Watering does not always relieve that stress. The slow release nitrogen and trace elements in Fertilome Classic will feed without burning and increase the over-all health of the lawn reducing the amount of stress the heat can cause.

### August and September

**Mowing height:** 3-4 in.

**Water requirements:** High (4-5 times per week)

**Comments:** Feed with the Fertilome Classic if you did not do that in June or July. Applying the Fertilome Classic now will feed the lawn for late summer and early fall. If the weather cools, reduce the watering and mowing height. If thatching or aerating need to be done, now is the time to do it.

### October and November

**Mowing height:** 2-3 in.

**Water req:** Med to Low (1-3 times per week)

**Comments:** Don't be duped by those special winter fertilizers. They are not ideal for our climate. Fertilome Classic has a unique characteristic that allows it to be used in warm or cold weather, and the nutrient package is perfect for our area, in summer or winter. Apply the Natural Guard Soil Activator at the same time for increased winter hardiness and ultra greening through the fall.

Reduce watering as needed and keep the lawn shorter.

When frost begins, you may want to winterize your underground sprinkler system. Ask for tips or contact a professional to have it done for you. If the weather is dry, you may need to water again so keep a hose and sprinkler handy.

### December

**Mowing height:** N/A

**Water requirements:** None

**Comments:** Lawns usually go dormant at this time. No further care is usually needed but let us know if things don't look like they should. Snow that stays on without melting for a long time, excessively cold weather and excessively wet weather can all cause problems come spring. Check in with us for tips on what to do if these become an issue.



## Five Step Lawn Care Program



### Step 1 March

**Fertilome For All Seasons:** Feeds the lawn and helps to prevent weeds by killing any over-wintering seeds or seeds that have blown in. Lawn mowers, birds, wind and other factors all bring weed seeds into your lawns and gardens throughout the year. A good pre-emergent like the one in For All Seasons can go a long way in preventing issues later in the year.

**Natural Guard HuMic:** Previously called Soil Activator, this all natural product restores micro-nutrients and stimulates bacterial breakdown of dead grass and thatch from winter. In lawns that have used this product twice yearly (once in spring and again in fall) we have seen the need to dethatch the lawn completely eliminated. That is huge savings of time and hard work!

### Step 2 April



**Fertilome F-Stop:** Stop fungal diseases in their tracks and prevent new outbreaks for up to three months with one application! Red Thread, Snow Mold, Crown Rot, Pythium and more, are easily controlled, keeping your lawns green and healthy.


**Hi-Yield Grub Free Zone III:** Protect your lawns from destructive insects and grubs for up to three months with one application! Save time and money, and keep your investment growing with a preventative application at this time. This is the most effective lawn insect granule on the market.

### Step 3 May



**Fertilome Weed-Out plus Lawn Food:** The popular weed control by Fertilome, now mixed with a spring blend of fertilizer does double duty, and is a great blend for this time of year. Apply this to a wet lawn and avoid watering for at least 24 hours for best results.

### Step 4 July



**Fertilome Classic Lawn Food:** A perfect ratio of nutrients, in a non-burning formula, this classic mix can be used year round with great results. The deep greening formula will help your lawns reach their highest potential for health and growth without causing excessive mowing.


### Step 5 October



**Fertilome Classic:** We go with this once again for fall and into winter. The slow release nitrogen will aid in keeping your lawn green without forcing too much growth in the cooler months.

**Natural Guard HuMic:** Once again, this all natural product works to breakdown dead grass and thatch, turning it into valuable nutrients for your lawn. The added benefit this time of year is the increased winter hardiness as the humic acids and micronutrients build up cell walls and strengthen your lawn.

# Four Seasons Nursery's One Year Lawn Care Program




20 lb. bag




40 lb. bag



20 lb. bag



10 lb. bag



20 lb. bag



40 lb. bag

Covers up to 5000 sq ft. Covers up to 5000 sq ft. Covers up to 5000 sq ft. Covers up to 7000 sq ft. Covers up to 5000 sq ft. Covers up to 10,000 sq ft.

## Save 20% when you buy all 6 bags!

All six bags is enough to treat a 5,000 square foot lawn for one full year using our suggested program.



Plants • Flowers • Solutions  
**four seasons**  
nursery<sup>tm</sup>